




**M.R.VIVEKANANDA
MODEL SCHOOL,
SEC-13, DWARKA**

**SUMMER VACATION
ASSIGNMENT
Class – 4 (2020-21)**





Dear Parents

Greetings!

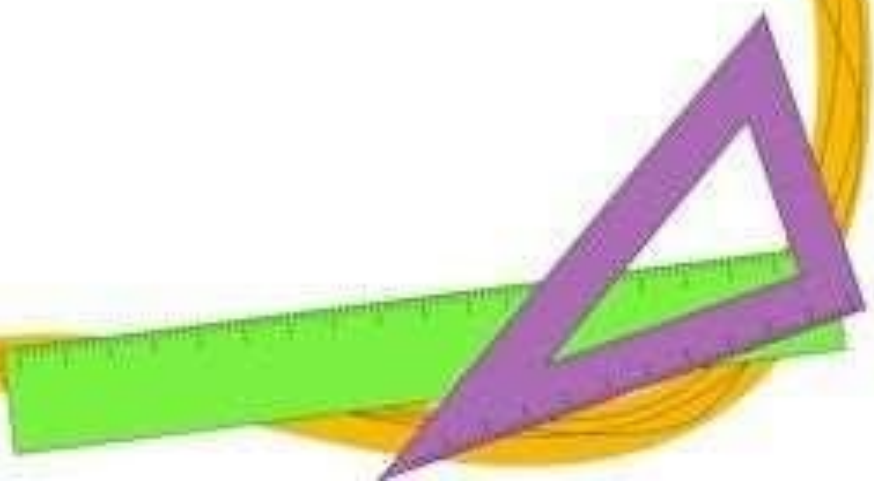
The academic session 2020-21 could not begin as the way we wanted it and even we couldn't welcome our students in their new class because of the pandemic **COVID 19**.

We at **MRV** always strive to go extra miles for our students and try to provide them with quality education. Please find herewith the Holiday Homework for your ward to be done by them in your guidance. Hopefully, schools may start functioning in its normal course wef. 1.7.2020

All the phone numbers you are connected with will be operational during the vacation for your convenience.

Looking forward for your support and cooperation in future too.

Warm regards





ENGLISH

1. A. Do cursive writing daily in the cursive writing book.
B. Do writing practice daily in separate notebook.
2. Read any English story book of your choice e.g Tom Sawyer, Jack and the beanstalk etc. And write a paragraph on any topic related to that story...e.g your favourite character, what you did like about the story..etc.
3. Make a chart on the following topics.
 - A. Tenses
 - B. depicting any story
4. Learn 5 new word daily and make sentences using them.
5. Make flash cards depicting a story.
6. Write paragraph on the given topics.
 - A. Importance of trees.
 - B. Benefits of morning walk.
 - C. My school Library.And make a model on one of the topic of your choice.
7. Learn Q/A of literature and practice of grammar .



MATHS

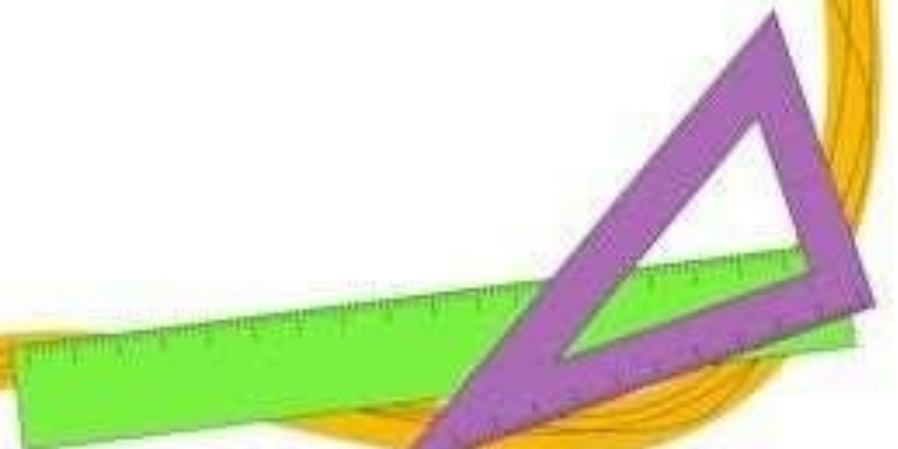
1. Make a model of a clock (working model if possible)(roll no-1 to 9)
2. Make a chart showing the time of four different countries on A-3 size sheet.(roll no-10 to 18)
3. Make a 3-D model of a brick.(roll no-19 to 27)
4. Take any 7 objects from the home (ex- toothbrush or pencil). Draw those objects on A-3 size sheet and write the length of the object.(roll no-28 to 36)
4. Do 5 sums daily on addition, subtraction, multiplication and division in holiday H.W. notebook.
5. Do the maths puzzles on A-4 size sheets and make a folder.

QUADRA'S OPERATION PUZZLE 4



In each box, choose a sign: +, -, x, ÷ or = to make the calculation correct. You can use the same operation more than once!

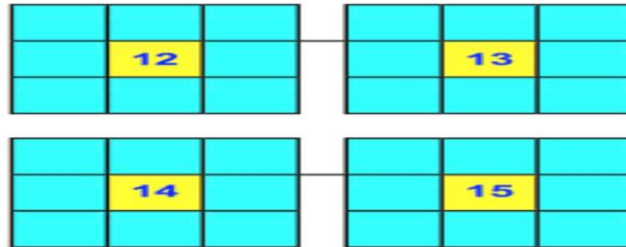
10	÷	2	+	3	=	8
5	○	4	=	2	○	10
10	○	6	=	20	○	5
8	=	6	○	2	○	4
9	○	7	=	12	○	6
9	○	7	=	4	○	4
3	○	4	=	20	○	8
11	○	2	○	5	+	1
24	○	3	○	2	○	10
5	○	28	○	4	○	2





Puzzle time

12 to 15



Can you put the numbers 1 to 8 in each of the squares so that each side adds up to the middle number?

Find the answer on the next page.



Crossword Puzzle

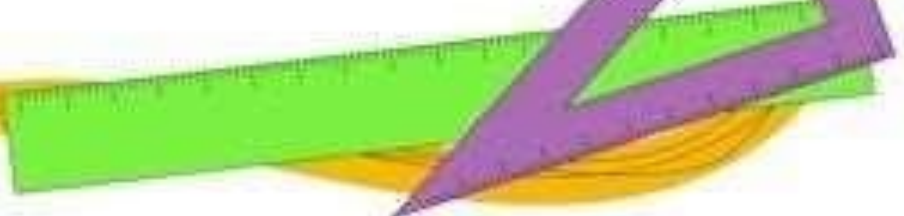



Fill in the blanks of each crossword puzzle to make the multiplication equations true.

2	x		=	6
			x	
	x	1	=	
			=	
	x	24	=	

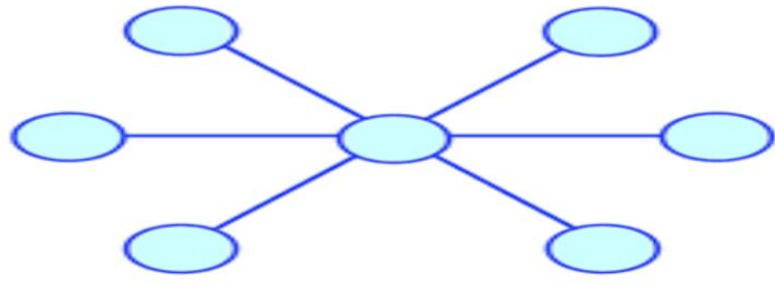
	x	5	=	30
			x	
8	x	4	=	
			=	

	x	7	=						
x			x						
11		5	x		=				
=				=		=			
22			42			x		=	90



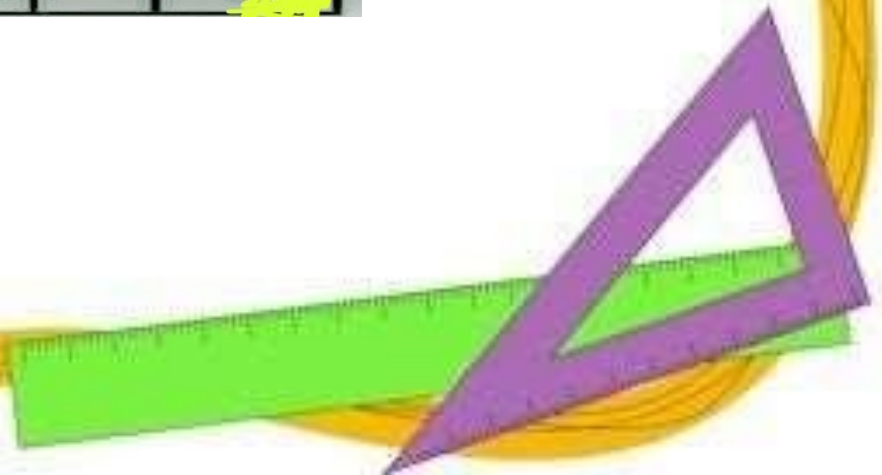


Puzzle time
Seven up!



Put the numbers
1, 2, 3, 4, 5, 6 and 7
in the circles so that each
straight line of three numbers
adds up to the same total.

3	2	=	7
5	4	=	23
7	6	=	47
9	8	=	79
10	9	=	?





SOCIAL SCIENCE

- 1) Read chapter- 1, 6, 7, 8, 9, 10 of your S.St. Book and write atleast 15 difficult words from each chapter in S.St .PC copy.
- 2) Learn question and answers done in notebook and workbook.
- 3) Practice continents and ocean on map.(Use Atlas)
Practice all states and their capitals and union territories on India's political map.
- 4) Use waste material to make a model of bridge.(best out of waste)
- 5) Mask making Activity: Make two mask of paper or cloth and stitch with elastic.
(Wearing a mask is a good precaution for Corona Virus)

ROLL NO. 1 TO 15:

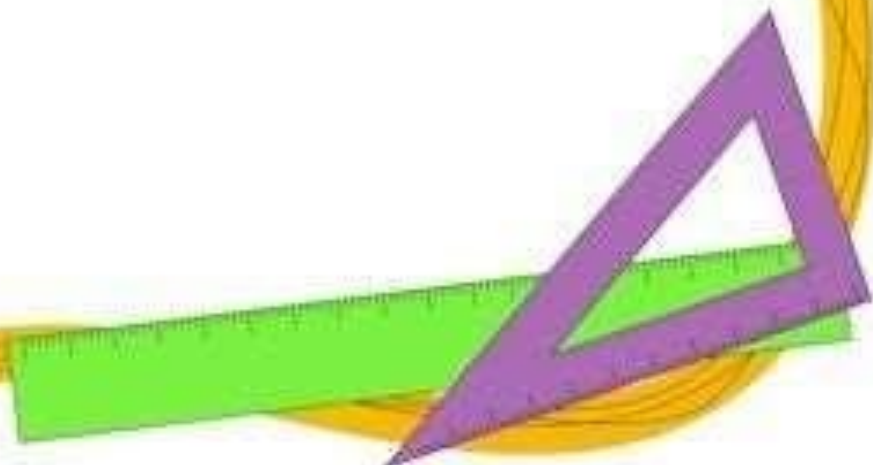
- 1) Collect information of West Bengal.(Food, fruits, occupation, language, festivals, dress) Write this information and paste the pictures on A3 size sheets.
- 2) Make a poster on "Corona Virus Covid 19 with a slogan".

ROLL NO. 16 TO 25:

- 1) Collect information of KERALA.(Food, fruits, occupation, language, festivals, dress) Write this information and paste the pictures on A3 size sheets.
- 2) Write 2 slogans on A3 size sheet on social distancing.

ROLL NO. 26 TO 36:

- 1) Collect information of Maharashtra (Food, fruits, occupation, language, festivals, dress) Write this information and paste the pictures on A3 size sheets.
- 2) Write a paragraph on A4 size sheet on – How did you spend your time with your family during lockdown period.



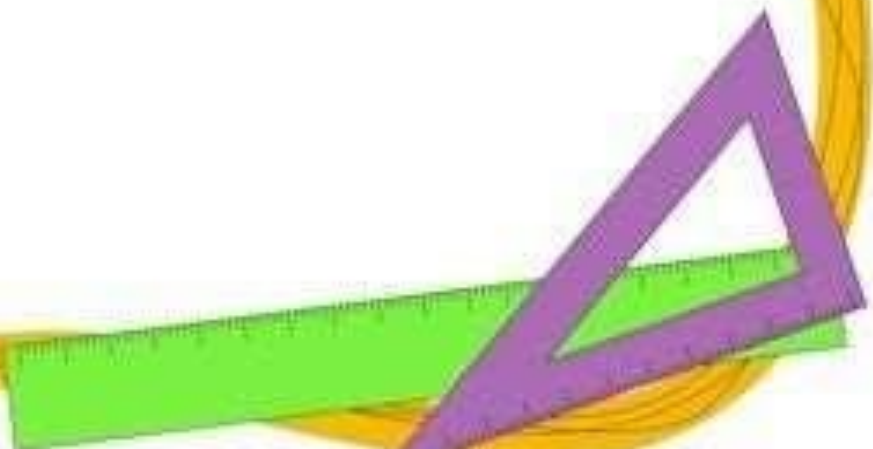
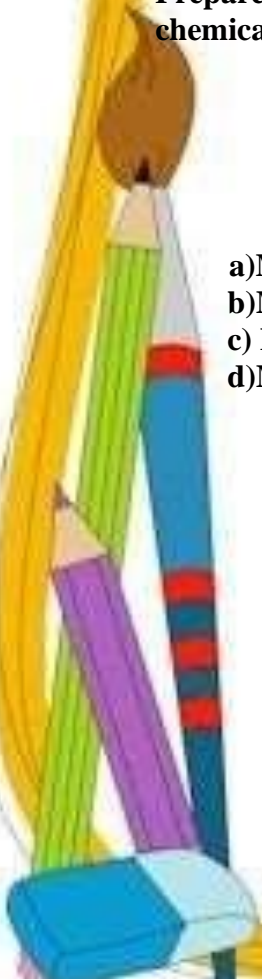


SCIENCE

- 1) Learn question and answers of Chapter- 2(Ear to ear) , 3(A day with Nandu) and 4 (The story of Amrita) and exercises and do thorough reading.
- 2)Try and read the “Nutritional Information” printed on a packed fruit juice and chips. In your scrapbook, note down the amount of different components present on each of them and compare the nutritional value between them.
- 3)Collect 10 stamps of animals living in different habitats. Paste them in a scrap file. Write a short note about the animal’s body coverings, movements and breathing methods.
- 4) (Roll no. 1- 20)Make a poster or collage describing about 10-15 steps or techniques which can be followed to maintain proper hygiene and sanitation. It can include diagrams , pie chart or imaginative cartoon characters too.
(Roll no. 21- 36) Make a poster on topic Covid-19 “Hope is stronger than fear”. Prepare a homemade sanitizer using natural herbs . eg:Aloevera , tulsi, neem etc. No chemicals such as alcohol is to be used.

COMPUTER

- a)Make a chart on rules to be followed in Computer Lab.
- b)Make a model of ABACUS .
- c) Paste the picture of various types of computer and label them on A3 size sheet
- d)Make a model of Printer





HINDI

कक्षा - चार
ग्रीष्मकालीन अवकाश कार्य
(सभी के लिए)

- * रोज एक सुलेख अपनी सुलेख पुस्तिका में करें।
- * 'कोविड-19' से बचाव पर श्वरचित कविता A-3 रंगीन शीट पर लिखें।
- * हिंदी पुस्तक रिमाइनिंग, व्याकरण एवं कॉपी में कराया समस्त कार्य पूरा करें एवं याद करें।
- * नीचे दिए गए परियोजना कार्य (Project work) को अपने अनुक्रमांक अनुसार (Roll No. wise) करें।

— रोल नं० 1 से 12 तक - A-3 रंगीन शीट पर भारत का मानचित्र बनाकर उसपर किन्ही 15 राज्य एवं उनकी भाषाएँ, संबंधित चित्र सहित सुंदर ढंग से दर्शाएँ।

— रोल नं० 13 से 25 तक - सयुंक्त व्यंजन (क्ष, प्र) विन्न व्यंजन (क्य, प्य..) और समान व्यंजन (क्, च्, प्) के दस-दस शब्द चित्र सहित A-3 रंगीन शीट पर लिखें एवं सजाएँ।

— रोल नं० 26 से 36 तक - किन्ही 30 नवीन शब्दों के अर्थ ढूँढें एवं चित्र सहित लिखकर सुंदर शब्दकोष (Dictionary) तैयार करें।