




**M.R.VIVEKANANDA
MODEL SCHOOL,
S C-13, DWARKA**

**SUMMER VACATION
ASSIGNMENT
Class – 3 (2020-21)**



$2 + 2 = 4$



Dear Parents

Greetings!

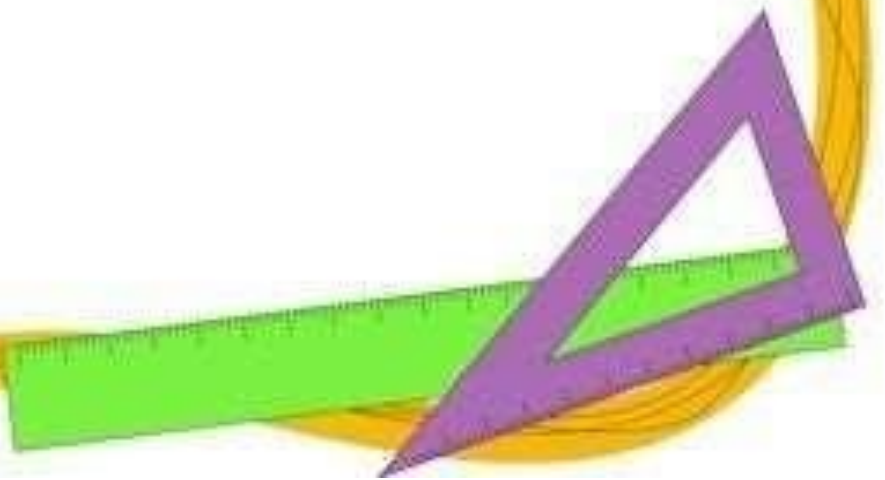
The academic session 2020-21 could not begin as the way we wanted it and even we couldn't welcome our students in their new class because of the pandemic **COVID 19**.

We at **MRV** always strive to go extra miles for our students and try to provide them with quality education. Please find herewith the Holiday Homework for your ward to be done by them in your guidance. Hopefully, schools may start functioning in its normal course wef. 1.7.2020

All the phone numbers you are connected with will be operational during the vacation for your convenience.

Looking forward for your support and cooperation in future too.

Warm regards





ENGLISH


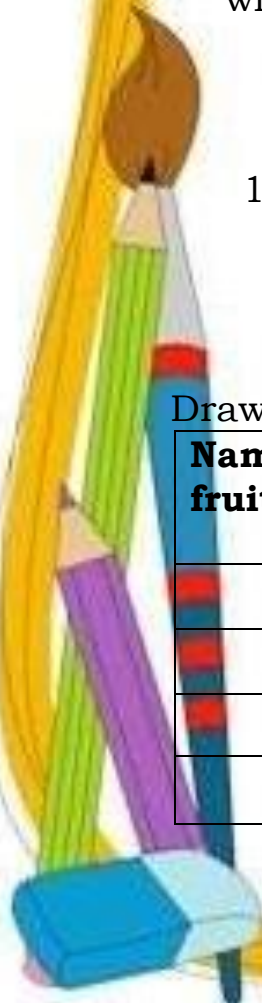
1. Paste five dried and pressed flowers in your scrap book.
2. Paste /draw picture of 10 birds and write two lines for each bird in your scrap book.
3. Prepare an attractive poster on A 3 size pastel sheet to make people aware of the steps to be taken to prevent the spread of COVID-19.
4. Do page number 2 to 20 in cursive writing book.
5. Write any small story on the A3 pastel sheet with proper title and highlight the common nouns with red and proper noun with green colour.

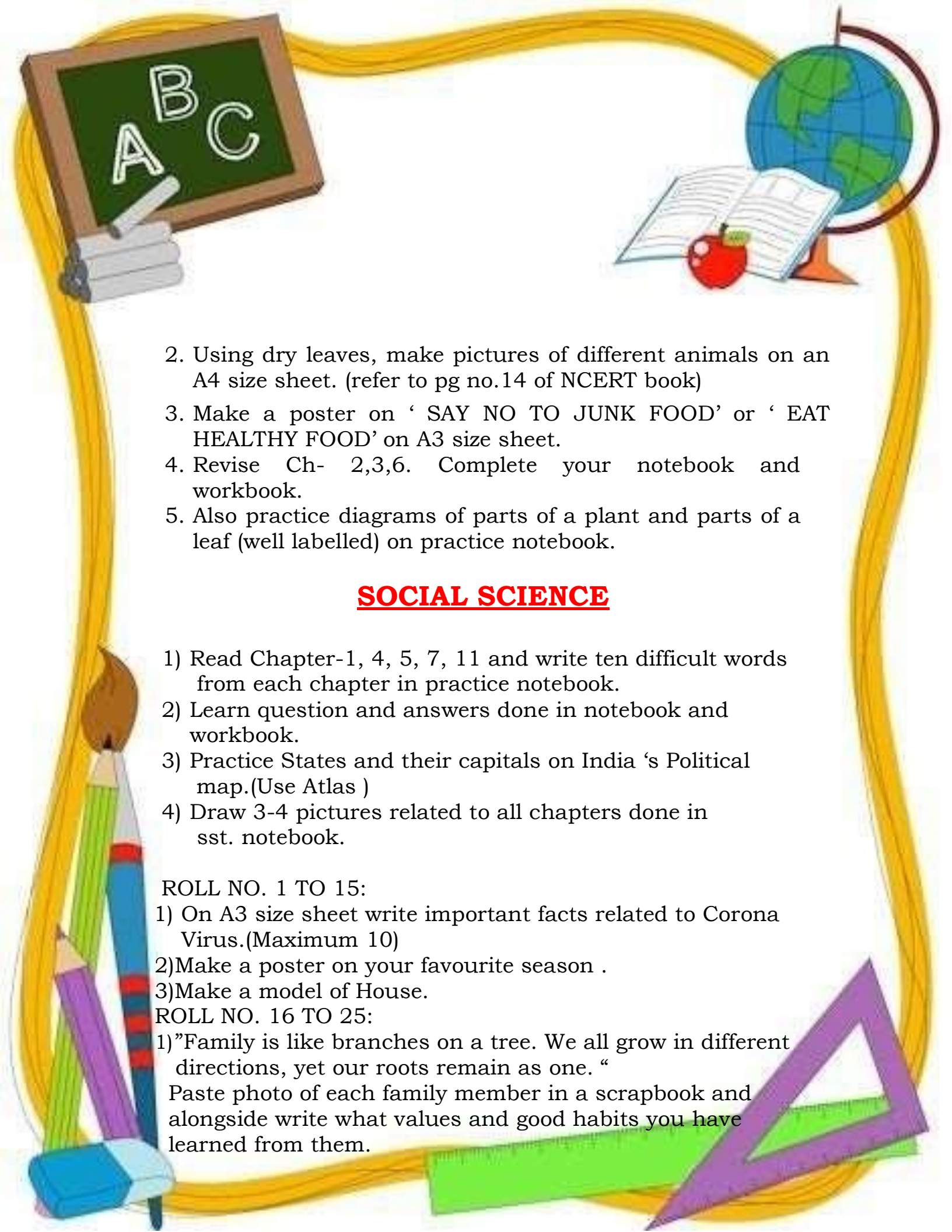
Science

1. Enjoy all the seasonal fruits available in market during this summer break, like watermelon, mango etc. Dry the seeds of the fruits you have eaten by keeping them open in a plate for few days. Observe these seeds carefully and write the observations in following table:

Draw this table on an A4 size sheet.

Name of fruit	No. of seeds (collected)	Colour	Shape	Size



- 
2. Using dry leaves, make pictures of different animals on an A4 size sheet. (refer to pg no.14 of NCERT book)
 3. Make a poster on ' SAY NO TO JUNK FOOD' or ' EAT HEALTHY FOOD' on A3 size sheet.
 4. Revise Ch- 2,3,6. Complete your notebook and workbook.
 5. Also practice diagrams of parts of a plant and parts of a leaf (well labelled) on practice notebook.

SOCIAL SCIENCE

- 1) Read Chapter-1, 4, 5, 7, 11 and write ten difficult words from each chapter in practice notebook.
- 2) Learn question and answers done in notebook and workbook.
- 3) Practice States and their capitals on India 's Political map.(Use Atlas)
- 4) Draw 3-4 pictures related to all chapters done in sst. notebook.

ROLL NO. 1 TO 15:

- 1) On A3 size sheet write important facts related to Corona Virus.(Maximum 10)
- 2) Make a poster on your favourite season .
- 3) Make a model of House.

ROLL NO. 16 TO 25:

- 1) "Family is like branches on a tree. We all grow in different directions, yet our roots remain as one. "
Paste photo of each family member in a scrapbook and alongside write what values and good habits you have learned from them.

2) Make a poster on Do's and Don'ts on Corona Virus.

3) Make a model of any animal who live in water.

ROLL NO. 26 TO 40:

1) On A4 size sheet write a message expressing your feelings for people who cannot see, cannot hear, and who are physically challenged.

2) Mask Activity: Make two paper mask or cloth mask and stitch with elastic. (Wearing a mask is a good precaution for Corona Virus)

3) Make a poster on Land animal.

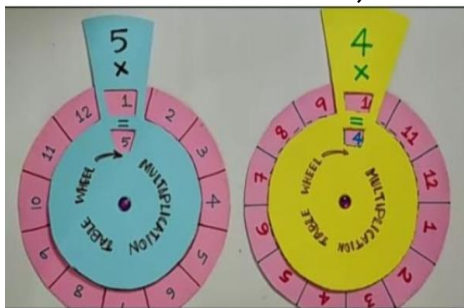
Hindi

काक्षा-तीन-हिंदी		Date	Page No.
ग्रीष्मकालीन अवकाश कार्य (सभी के लिए)			
★	प्रतिदिन एक सुलेख अपनी सुलेख पुस्तिका में लिखें।		
★	"कोविड-19" महामारी से बचाव - इस महत्वपूर्ण बातें A-3 रंगीन शीट पर लिखें।		
★	हिंदी पुस्तक रिमाइम, व्याकरण एवं कॉपी में कराया समस्त कार्य पूरा करें और थाई करें।		
★	नीचे दिए गए परियोजना कार्य (Project work) को अपने अनुक्रमांक अनुसार (Roll No. wise) करें।		
★	शैल नं-: 1 से 15 - ग्यारह स्वर (अ, आ, इ, ई, या उनकी मात्राओं से पाँच-पाँच शब्द चित्र साहित्य बनाकर लिखें और सुंदर एलबम तैयार करें।		
★	शैल नं- 16 से 30 - कोई दस व्यंजनों (क, ख, ल, प...) से पाँच-पाँच शब्द बनाकर चित्र साहित्य सुंदर एलबम तैयार करें।		
★	शैल नं = 31 से 43 - अनुस्वारों और अनुनासिक (ञ) से 15-15 शब्द चित्र साहित्य A-3 रंगीन शीट पर सुंदर ढंग से लिखें।		




MATHS

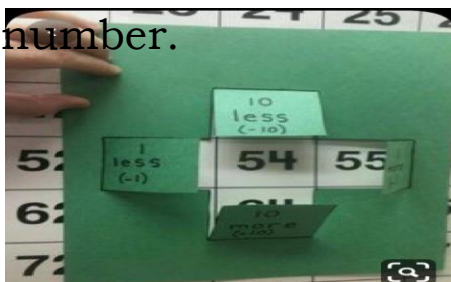
1. Make a working model of multiplication table wheel (any one table 2 to 10).



2. Make any one picture using cuttings of different shapes. (Dog, Train, Hut, clown etc.) as shown in picture.



3. Write 1 to 100 numbers in square boxes on a chart and do the foldable activity as shown in picture, to show less than 1 and more than 1 of a given number.





4. Learn and write tables 2 to 15 and practice five sums of addition and subtraction daily.(Make a separate notebook for maths practice)
5. Revise your maths syllabus as done in maths notebook.

COMPUTER

Roll No. 1 to 20

a) Make a 3 D keyboard.

Roll No. 21 to 30

b) On A3 size sheet paste the pictures of different parts of computer.

Roll No. 31 onwards

c) Make a 3D Joystick .

**Wishing you all happy Time
together!!!**

**HAPPY SUMMER VACATIONS
"STAY HOME, STAY SAFE"**

