

The background of the page is a vibrant tropical pattern featuring various types of leaves. There are large, light green monstera leaves with characteristic holes, smaller green fern-like leaves, and bright yellow-orange palm-like leaves. The pattern is set against a white background. In the center of the page is a large, solid yellow circle that serves as a backdrop for the text.

M.R.VIVEKANANDA
MODEL SCHOOL,
DWARKA

SUMMER VACATION
ASSIGNMENT
Class – 1 (2020-21)



Dear Parents

Greetings!

The academic session 2020-21 could not begin as the way we wanted it and even we couldn't welcome our students in their new class because of the pandemic Covid 19.

We at MRV always strive to go extra miles for our students and try to provide them with quality education. Please find herewith the Holiday Homework for your ward to be done by them in your guidance. Hopefully, schools may start functioning in its normal course wef. 1.7.2020

All the phone numbers you are connected with will be operational during the vacation for your convenience.

Looking forward for your support and cooperation in future too.

Warm regards



ENGLISH

- ❖ Read at least Four Story book of your choice and make a beautiful cutout of your favorite character and make a list of new/ difficult words on A4 size Sheet. Here is the list of sites you can see for stories- www.storyweaver.org.in
www.storyjumper.com
- ❖ Make a beautiful wind chime using “Rhyming Words”.
- ❖ Make Flash cards of “Vowel and Consonant”.
- ❖ Roll no. (1-20) - Vowel
- ❖ Roll no. (21-40) - Consonant
- ❖ Complete these worksheets :-

Worksheet-1

C-V-C Words

Directions: Words are built with consonants and vowels. Match the picture to the correct C-V-C word.



cat

top

nut

gum

dot


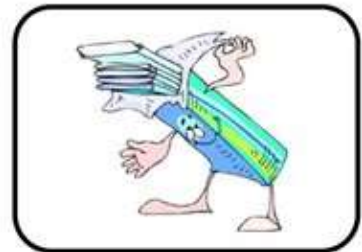
nap

can

pig

bus

net



Worksheet-2

Complete it using A/An



It's ___ kite.



It's ___ apple.



It's ___ ball.



It's ___ book.



It's ___ elephant.



It's ___ octopus.



It's ___ cow.



It's ___ car.



It's ___ cake



It's ___ pencil.



It's ___ cat.



It's ___ orange.



It's ___ eraser.



It's ___ ice cream.



It's ___ airplane.



It's ___ Alligator.

हिन्दी

- ❖ आ, इ और ई की मात्रा के पाँच -पाँच शब्द प्रतिदिन लिखें ।
- ❖ आ, इ और ई की मात्रा के शब्दों का उपयोग कर एक शब्दकोश बनाओ ।
- ❖ "झूला" और "आम की टोकरी" कविता याद करे ।
- ❖ आ की मात्रा के चित्रों का एक कोलाज A4 शीट पर बनाएं ।
- ❖ दिए गए कार्यपत्रकों को पूरा ।

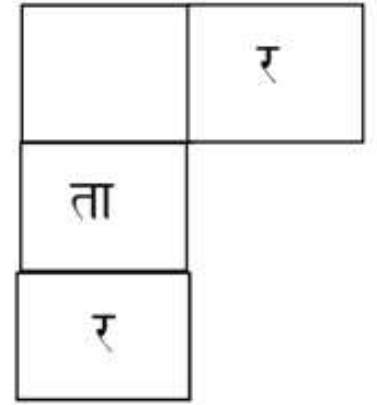
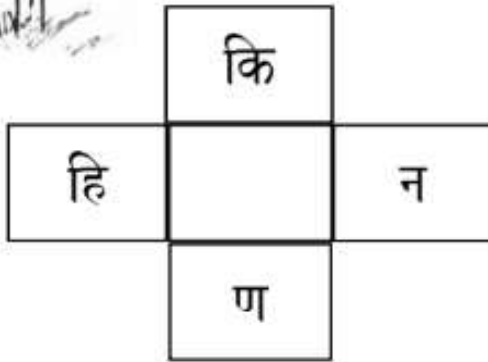
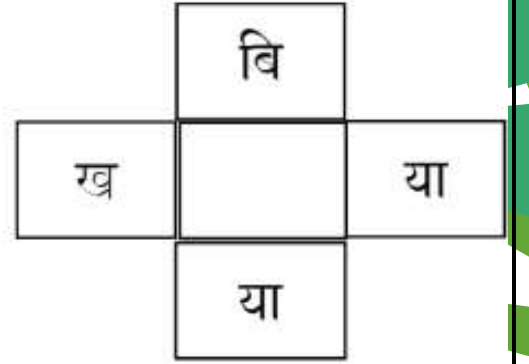
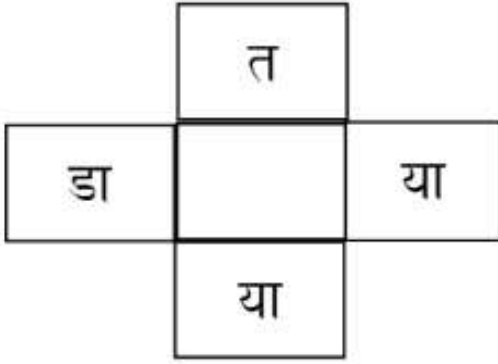
कार्यपत्रिका-1

आ की मात्रा (ा) उचित स्थान पर लगाकर शुद्ध शब्द बनाइए -

1. चाच_ = चाचा
2. माम_ =
3. क_म =
4. क_ला =
5. ताल_ =
6. चरख_ =
7. त_र_ =
8. गमल_ =
9. क_र =
10. छ_त_ =


कार्यपत्रिका-3

उचित वर्ण लिखकर दो नए शब्द बनाइए-



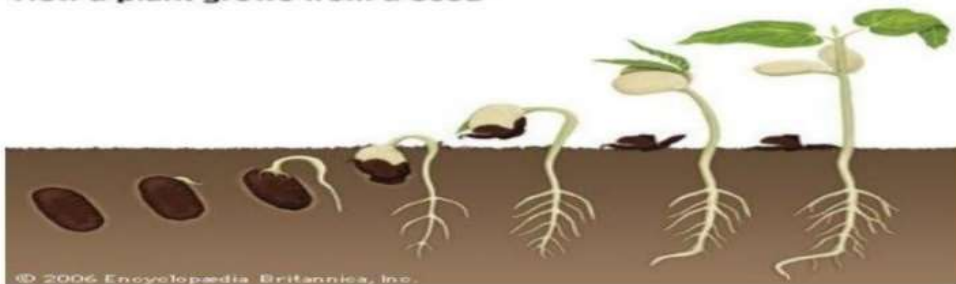
EVS

Q 1) Kindly make your teacher aware about yourself.



Q 2) Environment Day is on June 5. Sow a seed in a pot, water it daily and observe the changes. Write the names of things which are required by a plant to grow for example sunlight, water etc. in scrap book.

How a plant grows from a seed



Q 3)As it is rightly said," **Nobody on earth can love you more than your parents.**" Your parents do everything for your happiness, This summer vacation impress them by preparing one cool drink or fruit salad for them (take their help) and click the photographs and write the recipe in scrap book and paste the pictures too.

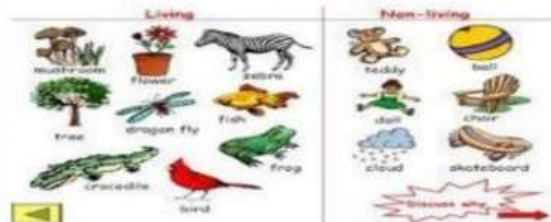


Q4) Learn prayers and school song from Link book with the help of your parents.

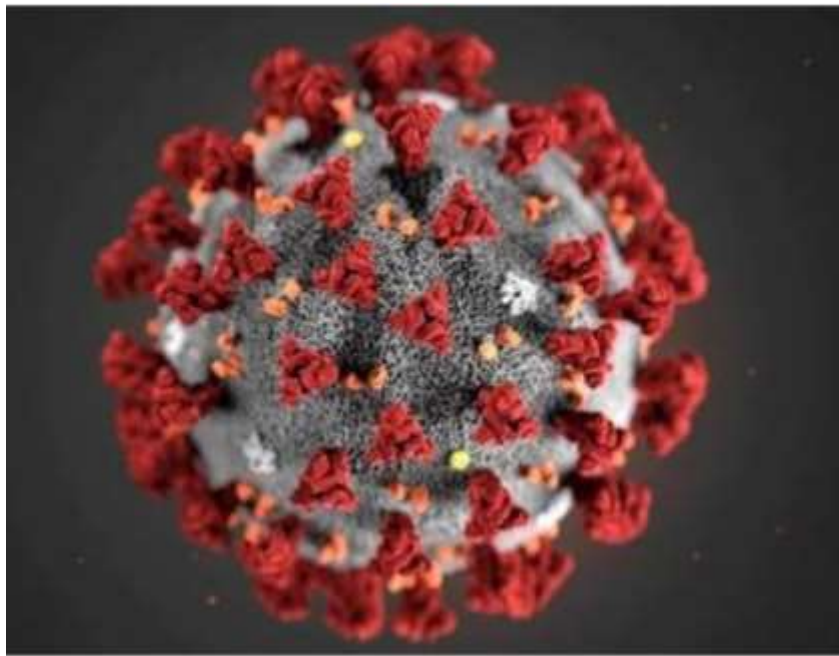
Q 5). A **herbarium** is a museum of preserved plants that are used for botanical research. Each **herbarium** specimen is made up of a dried plant with a label. Make your own herbarium in the scrap book by pasting the dried leaves of different summer fruits and label them and cover with plastic sheet.



Q 6) Collect the pictures of at least five living and five non-living things from your surroundings. Paste the pictures in your scrap book. Call it 'My Picture Book of Living and Non-Living Things'.



- ❖ As we all know that whole world is suffering from pandemic COVID-19. So, make a list of safety and precautions from corona virus in your EVS notebook.



- ❖ Father's day is on June 21st. So make your father feel special by creating a photo frame and paste your picture with your father on frame.
- ❖ Make a Pictionary of parts of body and our sense organs.
- ❖ Stay Home, Stay Safe, Keep washing your hands

MATHS

- ❖ Learn the Tables 2-5.
- ❖ Complete the pages in Maths Workbook according to the syllabus.
- ❖ Complete these worksheets.

Worksheet-1

What Comes Before and After (1-100)?

_____ 87 _____

_____ 66 _____

_____ 76 _____

_____ 25 _____

_____ 69 _____

_____ 90 _____

_____ 36 _____


Worksheet-2

Ordering Numbers (1 to 10).

Put the numbers in order from the smallest to the largest.


Example:

5, 4, 2, 7




1)

9, 1, 3, 6




2)

2, 9, 8, 4




3)

3, 10, 2, 8




4)

6, 5, 2, 9



5)

1, 4, 10, 7



Worksheet-3

Ordering Numbers to 20

Cut out the numbers below and glue them in the correct order on the next page.

✕

9 7 12 5 10

19 1 3 17 15

14 20 18 2 11

16 4 6 13 8

COMPUTER

Make a cutout of parts of computer

- ❖ Roll number (1-10) – cutout of mouse
- ❖ Roll number (11-20) – cutout of monitor
- ❖ Roll number (21-30)– cutout of keyboard
- ❖ Roll number (31-40) – cutout of cpu

ART & CRAFT

- ❖ Make a poster using your hand or foot prints.
- ❖ Make a mask using cloth with the help of your parents, wear it and click a photo and share it in your class group.