

M R Vivekananda Model School sector 13 Dwarka

HOLIDAY HOMEWORK

Class –I (2024-25)

Dear Parents,

The most awaited Summer Break is from 20th May to 30th June. As per forecast by weather department the temperature will rise more and warm breeze (Loo) will blow. We suggest the following to remain healthy and hydrated:

- Wear cotton clothes, Consume more liquids and water, Go for morning walk and remain indoors. We want students to utilize this time by reading newspapers, spending value time with elders and grandparents, help parents with daily chores, watch informative TV channels such as National Geographic and Discovery etc.**
- Students have been given interesting, creative and knowledgeable home work. Ensure that your ward does the task on his/her own using innovative ideas. Parents are advised to guide their ward only.**

Principal

1)

ENGLISH



Growing you children's talent

Help your children learn a sport or join talent class this summer. While learning new skill/ sport, children stay active and attentive



Creating a family bond

Along with varied activities, kids enjoy meeting people. Summer vacation is the best time to visit other members of the family who do not live in town. Kids really love the presence of Grandparents, aunts and uncles in their lives. It ensures stronger family ties as well



Inculcating Reading Skills

Get your children exposed to the fascinating world of fictitious characters through interesting story books. However, throw in some non-fiction reading as an added advantage.

Cyber Fun: Few suggested internet sites to visit: www.pitara.com,

www.funbrain.com, www.magickeys.com

(reading books)



shutterstock.com - 219297796

Involving In Household Chores

Assign your children a few tasks which they can easily accomplish like filling water bottles, keeping them in the refrigerator, watering the plants, cleaning dishes, folding washed clothes etc. This is how you can get your young ones get into the habit of helping out around the house. You will set a pattern that will benefit them when they grow up.

ACTIVITY



Rhyming Words

"Match the Pairs". Find two words that rhyme and do finger printing in them with the same colour.



Note* Practice English-cursive handwriting one page every day.

- TAKE PRINTOUT OF THIS WORKSHEET

(Drop Everything And Read)

Reading is a great learning source when we learn to enjoy it. While spending quality time with your child, make him/her read any story/ book of your choice. It could be –

- **Fairy Tales.**
- **Old famous fairy tales like Cinderella, Snow White.**
- **Stories from Panchatantra.**

**Draw and colour any favourite character
from the story/book you read and make
book mark .**

**From the story books you have read display the new words
you have learnt on a 'Word Tree'.**

To make a Word Tree:

- **Take a small, old bowl and fill it with mud.**
- **Now fix a twig or a branch of a tree in it.**
- **Cut leaves out of different coloured A4 sheets.**
- **Write one word that you have learnt on each leaf. Stick these leaves on to the branches of your 'Word Tree'.**
- **Attach at least three leaves every week of your summer holidays**



- TAKE PRINTOUT OF THIS WORKSHEET

NAME: _____



Vowels and Consonants

Complete these words, putting in the missing vowels.

h____t

c____w

b____ll

b____s

j____g

d____g

b____x

f____x

c____t

c____t

r____ng

k____ng

b____d

t____n

h____n

n____t

f____sh

p____t

l____ck

st____r

d____ll

fl____g

dr____m

d____sh

b____y

t____y

m____n

- TAKE PRINTOUT OF THIS WORKSHEET

Name : _____

Articles Worksheet

Q. Complete the sentence with the best article.

a

an

1. It is ____ dog.



2. It is ____ egg.

3. It is ____ elephant.



4. It is ____ pot.

5. It is ____ top.




6. It is ____ ant.



7. It is ____ owl.



8. It is ____ fan.



9. It is ____ car.



10. It is ____ igloo.

- TAKE PRINTOUT OF THIS WORKSHEET

Mathematics Holiday Homework

“Mathematics is not only real but it is the only reality”

- Part A includes the work to be done in the Mathematics school notebook.
- Part B is the revision worksheets, which is recapitulation of the work that has been done so far.
- Attempt all the questions neatly.
- Kindly submit the Holiday Homework after summer break in July 2022.

Part A

Q1. Write counting from 1 to 200 two times in Mathematics notebook.

Q2. Write the number names from 1 TO 50 in Mathematics notebook 2 times neatly.

Q3. Create a colourful picture by combining different shapes on A4 size sheet. The pictures can be a scenery, robot, animal etc.

Sample picture:



PART-B

LEARN THE TABLES FROM 2 TO 5.

हिंदी ग्रीष्म-अवकाश गृहकार्य

- अप्रैल और मई के महीने में किए गए सभी कार्यकी पुनरावृत्ति करें।
- क से ज्ञ तक के सभी वर्णों से पाँच-पाँच शब्द लिखें और एक शब्दकोष बनाओ। इस शब्दकोष को सजाएँ।
- “चंदा मामा दूर के” और “दादा-दादी” कविता याद करें और ए4 साइज शीट पर सुन्दर अक्षरों में सजाकर लिखें।
- दी गई कार्यपत्रिका को पूरा करें।
- सुलेख अभ्यास पुस्तिका पूरी करें।

कार्यपत्रिका-1

आ (I) की मात्रा वाले शब्द को सही चित्र से मिलायें

	<input type="text" value="कार"/>	
	<input type="text" value="आठ"/>	
	<input type="text" value="आम"/>	
	<input type="text" value="हाथ"/>	
	<input type="text" value="अनार"/>	
	<input type="text" value="बादल"/>	
	<input type="text" value="गाजर"/>	
	<input type="text" value="जहाज"/>	
	<input type="text" value="टमाटर"/>	
	<input type="text" value="जानवर"/>	

- TAKE PRINTOUT OF THIS WORKSHEET

कार्यपत्रिका-2

1. जोड़कर लिखो :-

क. म + छ + ली = _____

ख. टि + क + ट = _____

ग. ना + रि + य + ल = _____

घ. रि + म + झि + म = _____

ङ. प + पी + ता = _____

2. इ की मात्रा के चार शब्द लिखो :-

क. _____

ख. _____

ग. _____

घ. _____

3. ई की मात्रा के चार शब्द लिखो :-

क. _____

ख. _____

ग. _____

घ. _____

4. समान आवाज वाले शब्दों के जोड़े बनाओ:-

पीला

दिन

गिन

मकड़ी

खीरा

नीला

अकड़ी

मीरा

- TAKE PRINTOUT OF THIS WORKSHEET

E.V.S. HOLIDAY HOMEWORK

1. MAKE YOUR FAVOURITE ANIMAL MASK OR HEAD GEAR.LEARN 5-6 LINES ON THE ANIMAL YOU HAVE MADE.
2. DRAW OR PASTE PICTURES AND WRITE FEW LINES ON A4 SIZE SHEET ACCORDING TO YOUR ROLL NUMBER.

ROLL NUMBER 1-10 :- TRAFFIC LIGHT

ROLL NUMBER 11-20 :- SAVE WATER

ROLL NUMBER 21-30 :- MEANS OF TRANSPORT

ROLL NUMBER 31 ONWARDS :- TYPES OF SEASON

3. ANSWER THE FOLLOWING QUESTIONS IN YOUR NOTEBOOK:-

Q1) I AM LAXMAN. I AM EATING. WHICH BODY PART/PARTS I AM USING?

A1) _____

Q2) I AM SITA. I AM WRITING. WHICH BODY PART/PARTS I AM USING?

A2) _____

Q3) I AM MOHAN. I AM SKIPPING. WHICH BODY PART/PARTS I AM USING?

A3) _____

Q4) I AM RAM. I AM PLAYING FOOTBALL. WHICH BODY PART/PARTS I AM USING?

A4) _____

4. OBSERVE YOUR IMMEDIATE ENVIRONMENT AND PREPARE A TABLE IN YOUR E.V.S. NOTEBOOK WITH THE TITLE "ENERGY SAVING PLANNER". DO IT FOR A WEEK AND MAKE IT YOUR HABIT.

ENERGY SAVING PLANNER

(Tick ✓ on the tasks completed)

S No.	THINGS TO DO	MON	TUE	WED	THU	FRI	SAT	SUN
1.	Take a bucket bath instead of shower bath							
2.	Limit electronic usage of devices such as TV,laptops and mobiles							
3.	Turn off the lights and fans when not in the room							
4.	Do not waste the water by keeping the tap water flowing while brushing your teeth							
5.	Use natural light, whenever possible.							

ART AND CRAFT



"Let's take the time
to say "Thanks, Dad.
I'm glad you're mine.
You are my 'Super Hero'."

HAPPY
FATHER'S
DAY



Father's Day Activity - Children can do any one of the following activities to gift their father on this special day.

- Paper trophy
- Badge using fan folding
- A card

For your reference-



Special Moments - Click some pictures for memory and paste them on A4 size sheets.

<https://www.youtube.com/watch?v=irKjE026fIQ>

https://www.youtube.com/watch?v=e_k2wKsX0xs

HAPPY FATHER'S DAY TO ALL THE HEROS OF OUR LIFE!

Decorate the Joker with colourful origami sheets as given below.



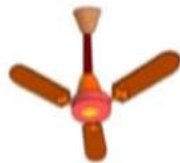
● TAKE PRINTOUT OF THIS WORKSHEET

COMPUTER SCIENCE – LEARNING BY DOING



ACTIVITY: Draw/ Paste the pictures of any 7-8 different types of machines, that you find in your house on an A-4 sheet and label them. (Picture cut outs can be taken from old newspapers, magazines, old books etc.). Then sort the names of the machines in the correct category. (Machines that runs on human power, electricity, battery and fuel.)

A sample has been shown for your reference.



computer

fan

car

watch

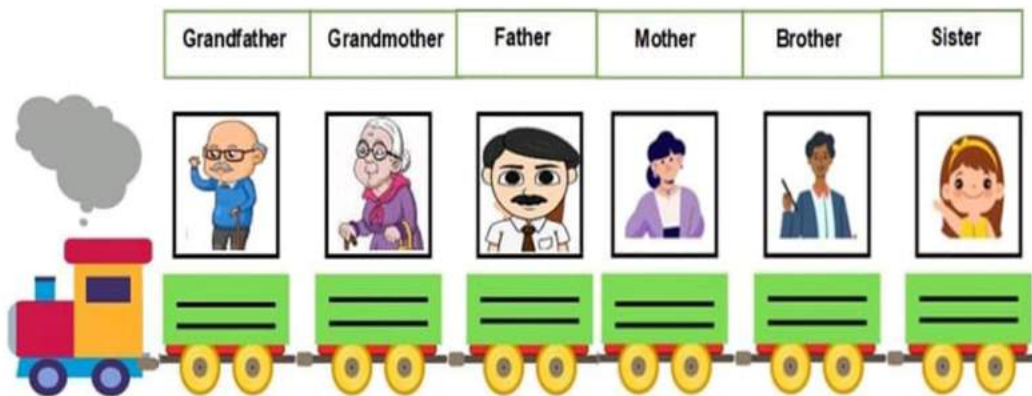
bicycle

S.NO.	HUMAN POWER	ELECTRICITY	BATTERY	FUEL
1.				
2.				

GENERAL AWARENESS – LEARNING BY DOING

ACTIVITY: FAMILY TRAIN

- Make a family train using a coloured A-4 sheet. Paste the picture of your family members in each coach as shown in the picture below and write two words that describe them. Then label it as 'Small Family/ Big Family'.



- Write any two things that you did to help your family during the summer vacations.

a) _____

b) _____

- TAKE PRINTOUT OF THIS WORKSHEET