

M.R VIVEKANANDA MODEL SCHOOL, Sector – 13 Dwarka
HOLIDAY HOMEWORK
CLASS –II

Dear Parents

Warm Greetings !!

Summer break begins wef 18th May 2022 to 30th June 2022 (Both days inclusive).

It provides opportunity to children to visit new places, enhance their general knowledge, enjoy their hobbies, spend quality time with family and above all to develop their skills doing school Project work.

Teachers have planned interesting, innovative and creative Holiday Homework and project work for students. Please indulge your ward in household chores, prepare timetable and motivate your ward to complete their Holiday Homework during the vacation time.

ENGLISH

ACTIVITY – 1

1. Write a slogan on A4 size sheet about Healthy Lifestyle with pictures.
2. Do 15 pages of handwriting(in cursive only) in your 3-in-1 notebook.
3. Make a chart on A-3 size pastel sheet as per your roll number.

1 to 9	change the Gender
10 to 18	Singulars and Plurals
19 to 27	Common and proper Noun
28 to 36	Classroom rules

ACTIVITY – 2

TABLE MAT ACTIVITY THEME: - Healthy Foods

LEARNING OBJECTIVE: - Inculcating table manners

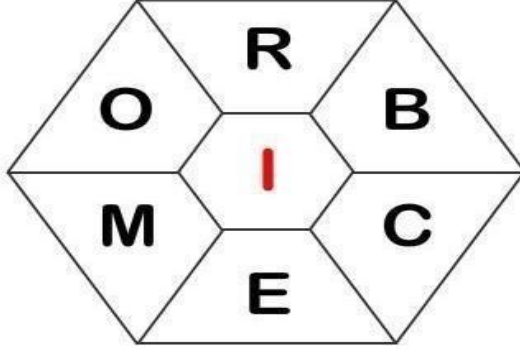
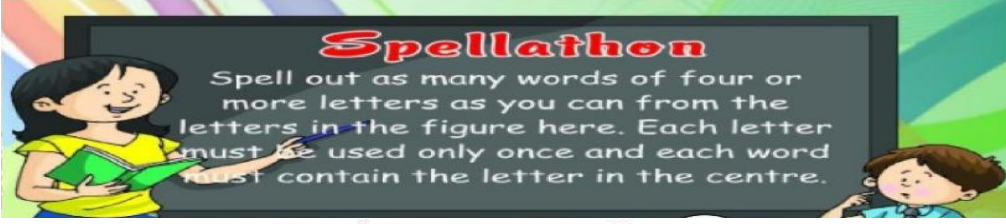
MATERIAL REQUIRED:-

- A3 size pastel sheet
- Poster colours
- Paint brushes

INSTRUCTIONS:-

Draw healthy foods on an A3 size sheet, color it beautifully and get it laminated.

ACTIVITY – 3



□	□	□	□		
□	□	□	□		
□	□	□	□		
□	□	□	□	□	
□	□	□	□	□	□

- Make new words combining the letters in the hexagon. The central red letter should be kept common every time.

हिन्दी

1. गर्मियों के दिनों में आप क्या क्या खाना पसंद करोगे और कहां जाना पसंद करोगे। पांच जगह और 5 चीजों के नाम चित्र सहित A4 साइज शीट पर लिखो।
2. भालू ने खेलेली फुटबॉल तुम्हें कौन सा खेल पसंद है चित्र सहित पांच वाक्य कॉपी पर लिखो
- 3 -ऊंट का चित्र बनाकर 10 पंक्तियां A4 साइज शीट पर लिखो ।
- 4 लिंग-बदलो -वचन बदलो चित्र सहित A4 साइज पर लिखो
- 5 - पाठ . 1 और 2 में से 10 श्रुतलेख लिखो ।
- 6- 15 सुलेख लिखो।

EVS

1. Make a beautiful poster on "SAVE WATER".
2. Make a model on "Internal Organ" by using waste material.
3. Observe Objects in your living room, bedroom, and kitchen. In the kitchen make sure to look in the refrigerator and cupboards for product that come from plants and make a list in A-4 size sheet.
4. Learn and read Ch- 1,2 and 3
5. Do yoga every day to keep your body fit and healthy.
6. Help your parents in doing household works.

MATHS

1. Draw the following (any five) :-
 - a) Rolling Objects
 - b) Sliding Objects
 - c) Round Objects
 - d) Long Objects
 - e) Geometric Shapes
 - f)

Do the following work in a separate maths notebook for Holidays :-

2. Write and learn tables 2 to 8.
3. Write counting from 101 to 1000.
4. Write Number Name 101 to 300.

Activity:-

1. Make a beautiful calendar for the month of June 2022.
2. Take A-3 size sheet. Write the names of your ten friends arrange them in alphabetical order and write their positions. (Ordinal numbers)
3. Draw the things which you buy in pairs from market on a chart.
4. Learn your address and phone numbers of your parents.

G.K

1. Enjoy all the seasonal fruits available in market during this summer break, like watermelon, mango etc. Dry the seeds of the fruits you have eaten by keeping them open in a plate for few days. Use your creativity to make different things with these seeds.

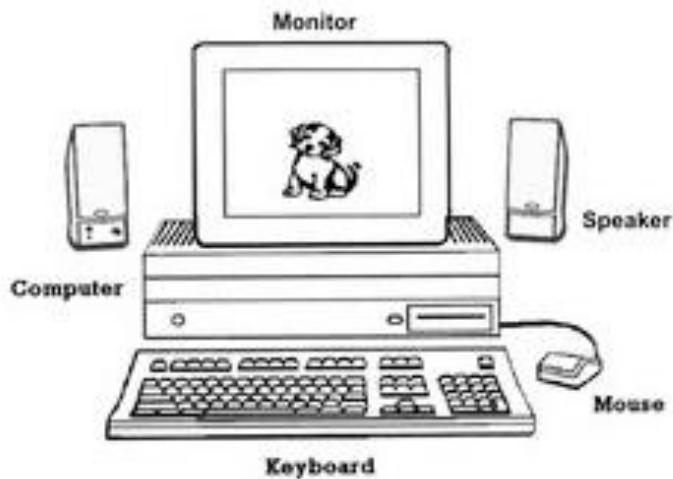
Some ideas are given below for your reference.



1. MAKE A BEAUTIFUL CHART ON NEIGHBOURHOOD PLACES
2. MAKE A BEAUTIFUL CHART ON HISTORICAL PLACES.
3. LEARN FIVE LINES ON ANY HISTORICAL PLACES OF YOUR CHOICE 👍

Computer

1. Prepare the model as per the roll no. Given below:
Roll no.
1-10 Monitor
11-20 Keyboard
21-30 CPU
31-40 Speaker
2. Draw a computer in A4 size pastel sheet and colour it as describe below:



Color the monitor green.
Color the computer gray.
Color the keyboard yellow.
Color the mouse orange.
Color the speakers blue.

Drawing

1. Draw and colour your favourite cartoon character on A3 size pastel sheet.
2. Make a beautiful wall hanging using any waste material