


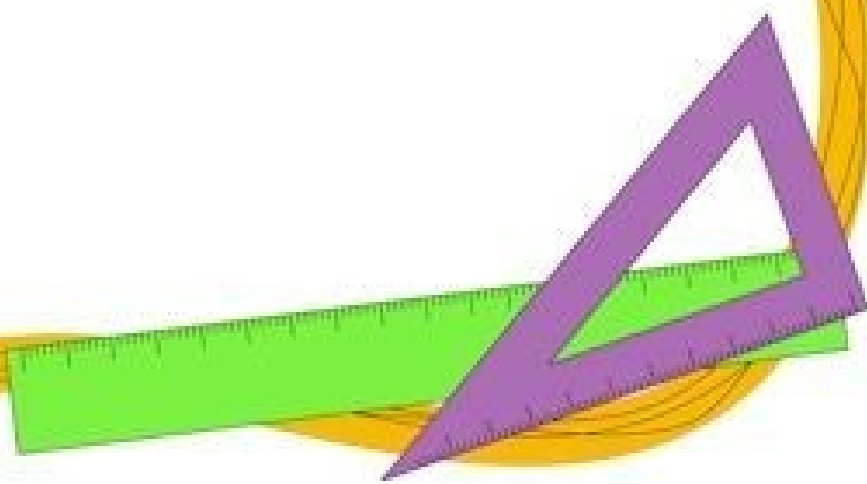

**M.R.VIVEKANANDA
MODEL SCHOOL,
SEC-13, DWARKA**


**SUMMER VACATION
ASSIGNMENT
Class – 1 (2022-23)**



General Instructions

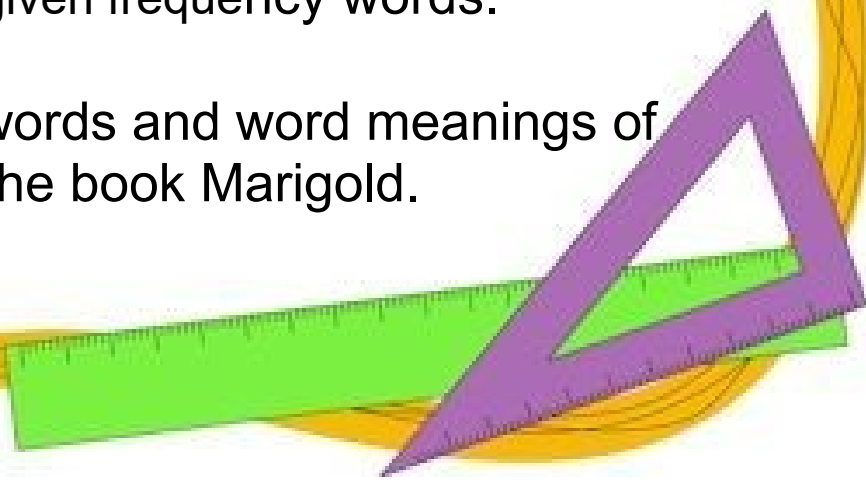

- Revise all the work done till date in all the subjects.
- Do the given activity work on A4 size sheets, subject-wise and keep it in separate folders.
- Remember to decorate this folder and write your name, class and section.
- Complete the English and Hindi Writing Book.
- Converse in English as much as possible.
- Play only indoor games like Ludo, Carom etc.
- Do reading practice regularly.






ENGLISH

- Read at least Four Story book like Bal Hanuman, Little Krishna, Ghatotkachh, Shiva and make a beautiful cutout of your favorite character and make a list of new/ difficult words on A4 size sheet. Here is the list of sites you can see for stories-
www.storyweaver.org.in
www.storyjumper.com
- Make a beautiful wall hanging using “Vowel and Consonant” and pictures related to it.
- Make a collage on A3 size sheet pasting 1 picture with each alphabet a to z.
- Learn all the given frequency words.
- Learn New words and word meanings of Unit-1 from the book Marigold.









Worksheet-1

C-V-C Words

Directions: Words are built with consonants and vowels. Match the picture to the correct C-V-C word.



cat

top

nut

gum

dot




nap


can

pig

bus

net





Worksheet-2

Pick the Blend

Chose the correct blend and drag to complete the word.

fr cr dr br tr



ee



uit



um



ab



oom

fr cr dr br tr



ess



ead




og



uck



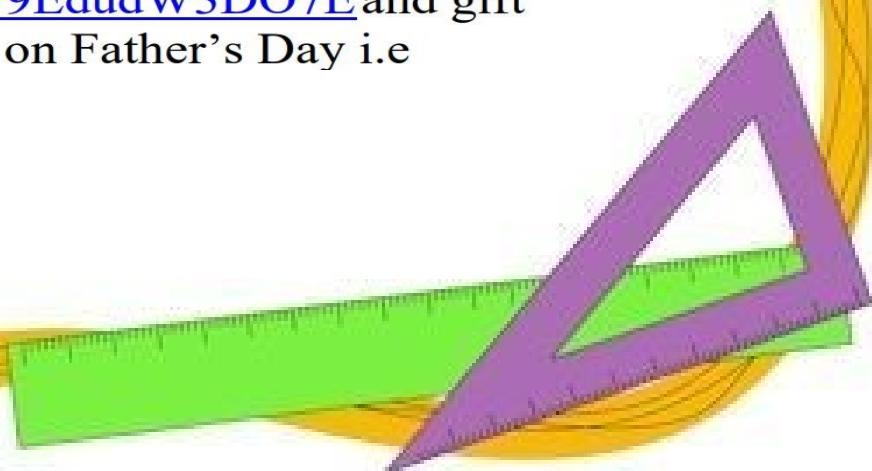

ayon




I ♥ You
Dad!



Colour this picture or make a card
<https://youtu.be/9EdudW3DO7E> and gift
it to your father on Father's Day i.e

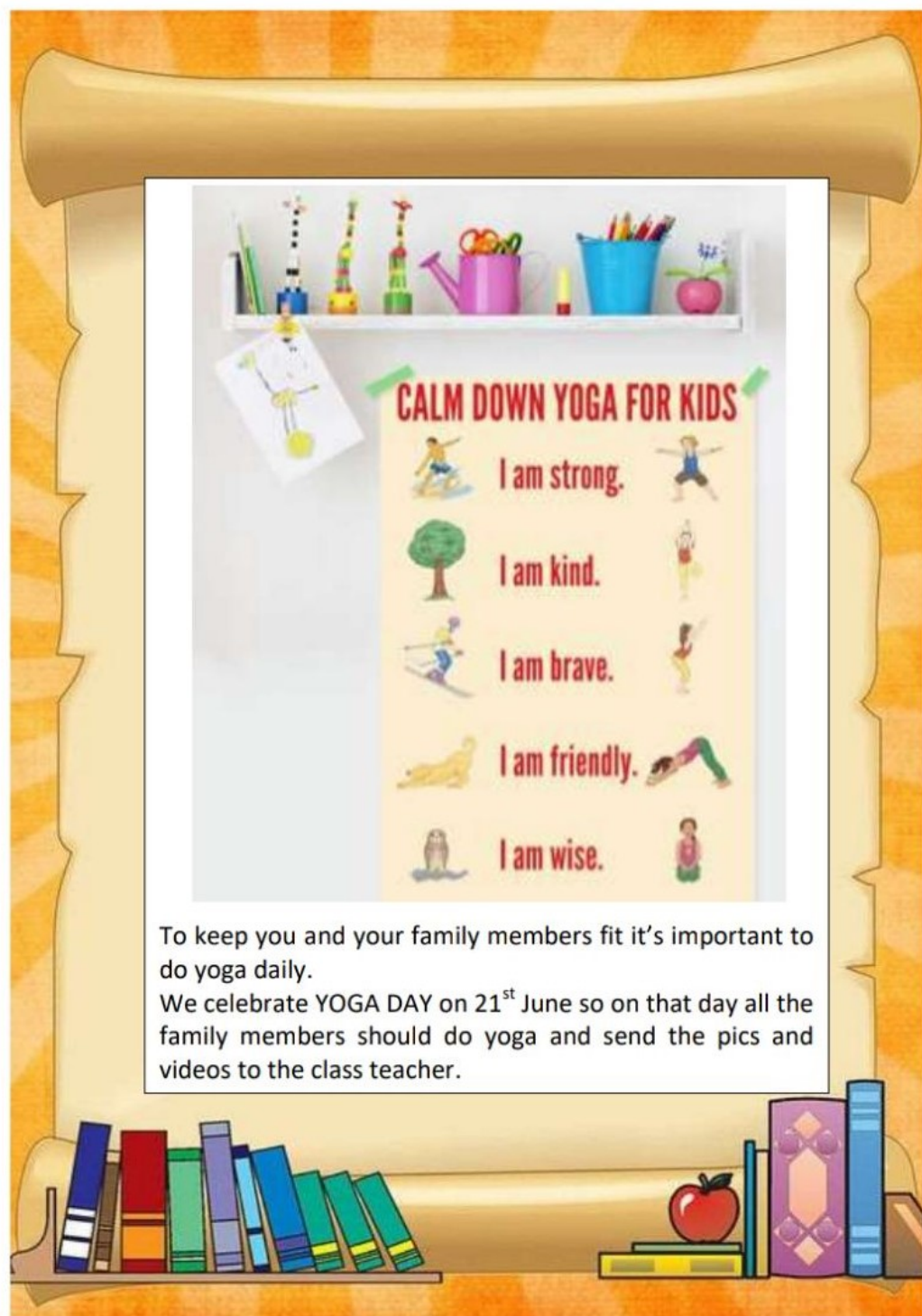






First 100 High Frequency Words

in frequency order reading down the columns

the	that	not	look	put
and	with	then	don't	could
a	all	were	come	house
to	we	go	will	old
said	can	little	into	too
in	are	as	back	by
he	up	no	from	day
I	had	mum	children	made
of	my	one	him	time
it	her	them	Mr	I'm
was	what	do	get	if
you	there	me	just	help
they	out	down	now	Mrs
on	this	dad	came	called
she	have	big	oh	here
is	went	when	about	off
for	be	it's	got	asked
at	like	see	their	saw
his	some	looked	people	make
but	so	very	your	an

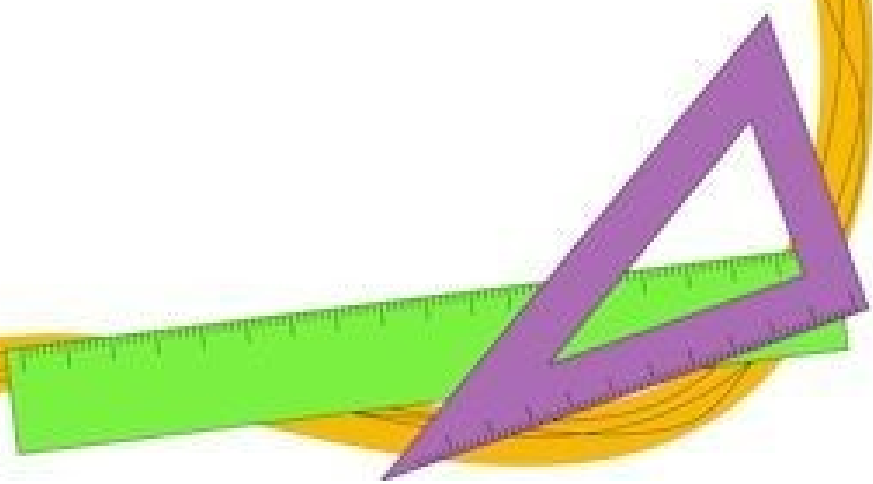




To keep you and your family members fit it's important to do yoga daily.
We celebrate YOGA DAY on 21st June so on that day all the family members should do yoga and send the pics and videos to the class teacher.



हिन्दी

- ❖ आ और इ की मात्रा के पाँच -पाँच शब्द प्रतिदिन लिखें और शब्दों का उपयोग कर एक शब्दकोश बनाओ ।
- ❖ "आमवाला आया" और "शिखा सितार बजा" कविता याद करे ।
- ❖ आ की मात्रा के चित्रों का एक कोलाज A4 शीट पर बनाएं ।
- ❖ दिए गए कार्यपत्रकों को पूरा ।

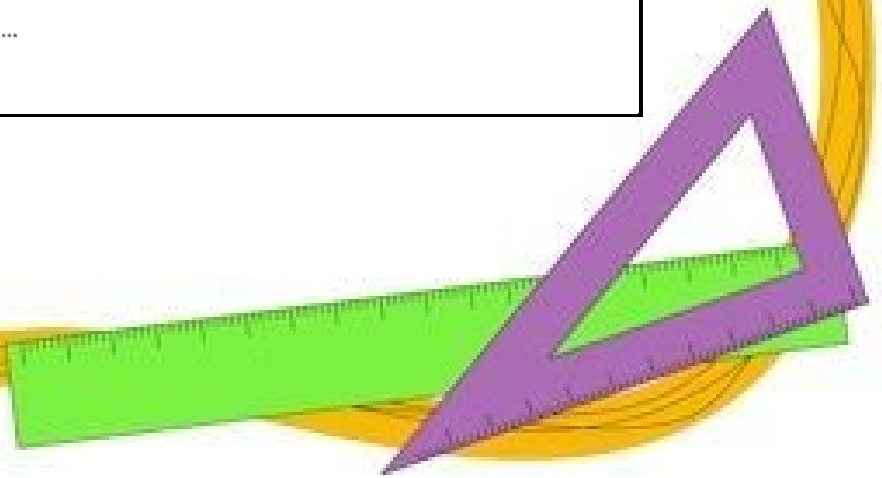





कार्यपत्रिका-1

आ की मात्रा (ा) उचित स्थान पर लगाकर शुद्ध शब्द बनाइए -

1. चाच_ = चाचा
2. माम_ =
3. क_म =
4. क_ला =
5. ताल_ =
6. चरख_ =
7. त_र_ =
8. गमल_ =
9. क_र =
10. छ_त_ =





कार्यपत्रिका-2

चित्र को देखकर वाक्य पूरे करो।

1. अमन



_____ करा।

2. राधा



_____ चखा।

3. नमन



_____ म

4. बाज़ार जाकर



_____ ला।

5.



_____ जलाकर खाना बना

6. आकाश



_____ ला।

7. राम

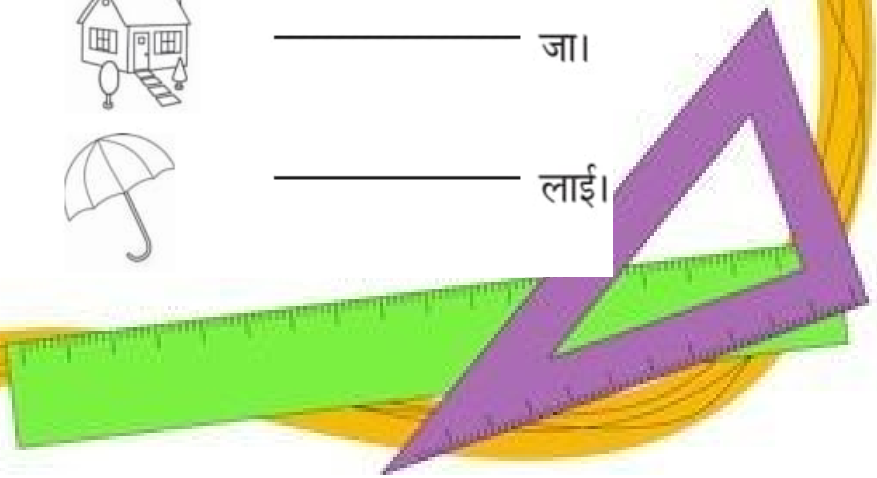




_____ जा।

8. पलक



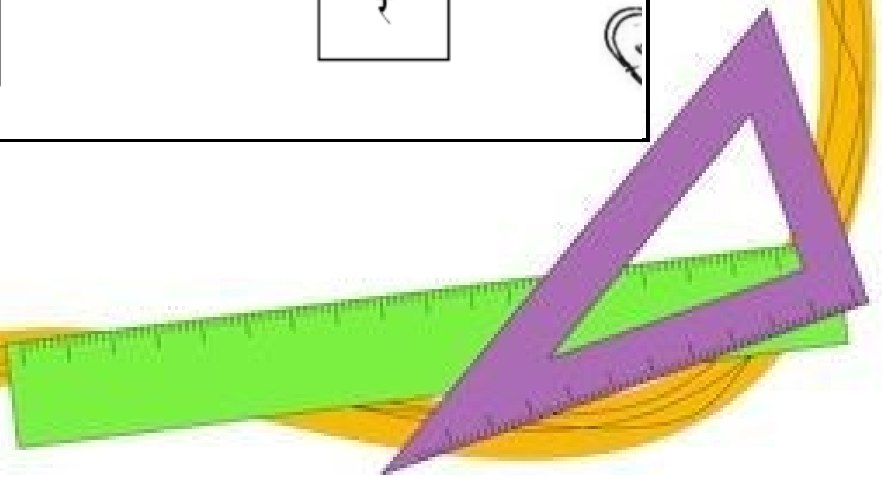

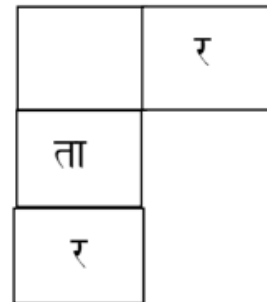
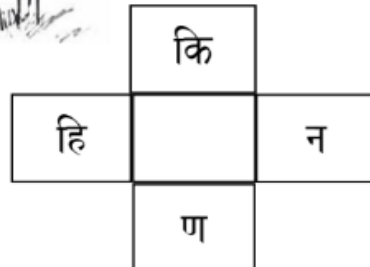
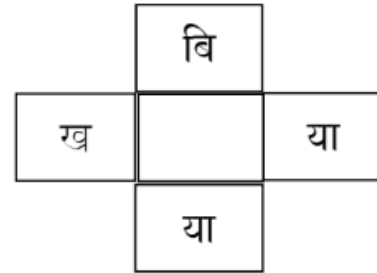
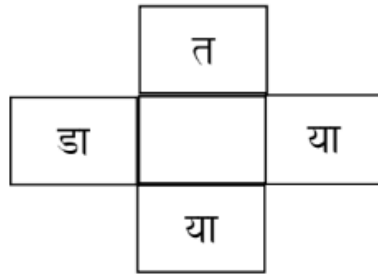
_____ लाई।






कार्यपत्रिका-3

उचित वर्ण लिखकर दो नए शब्द बनाइए-





कार्यपत्रिका-4

जोड़ कर शब्द पूरे करो-

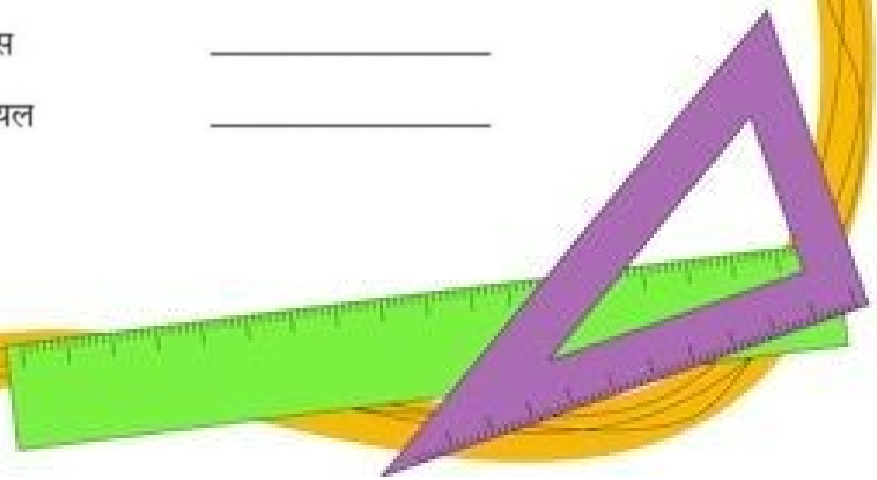

आ


- समान
- म
- राम
- काश
- ग
- दत



पा

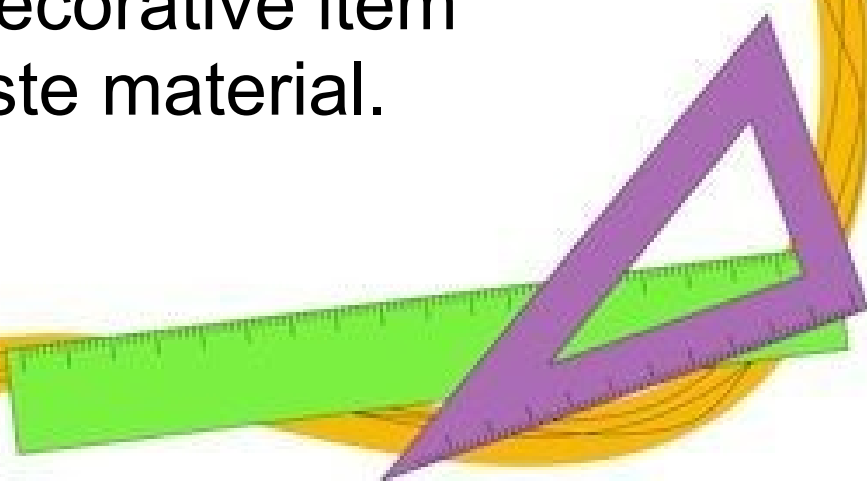

- लक
- लना
- ठशाला
- ठ
- स
- यल






ART & CRAFT

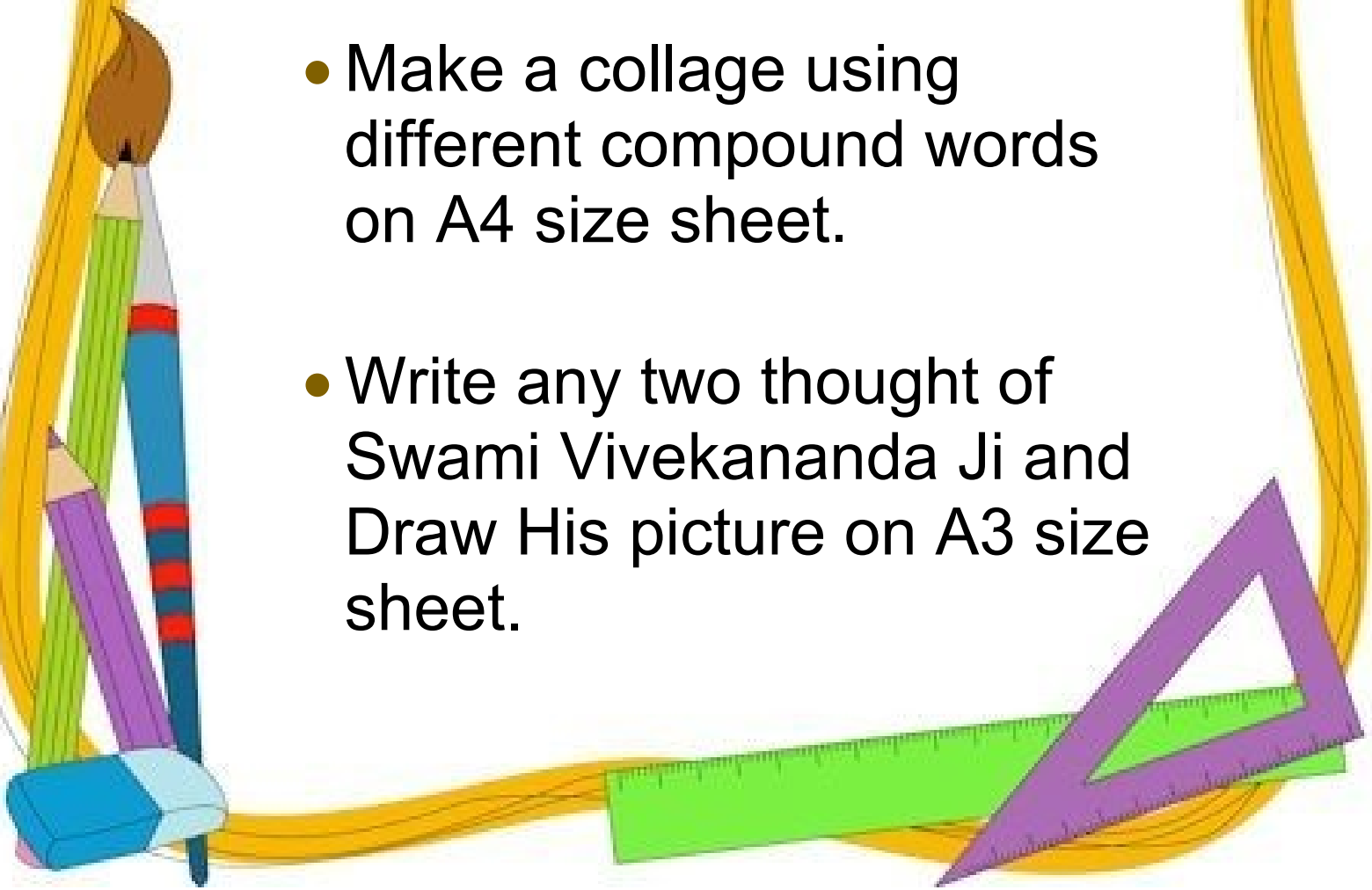
- Draw any two fruits and vegetables and colour them and write the colour and name of those fruits and vegetables too.
- Paper craft – Make a cutout of any one animal.
- Make a decorative item using waste material.






General Knowledge

- Learn all the work till date.
- Make a collage using different compound words on A4 size sheet.
- Write any two thought of Swami Vivekananda Ji and Draw His picture on A3 size sheet.





MATHS

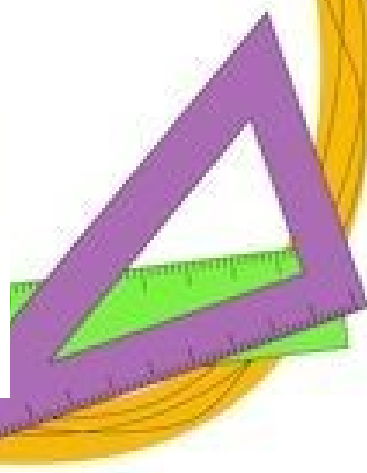
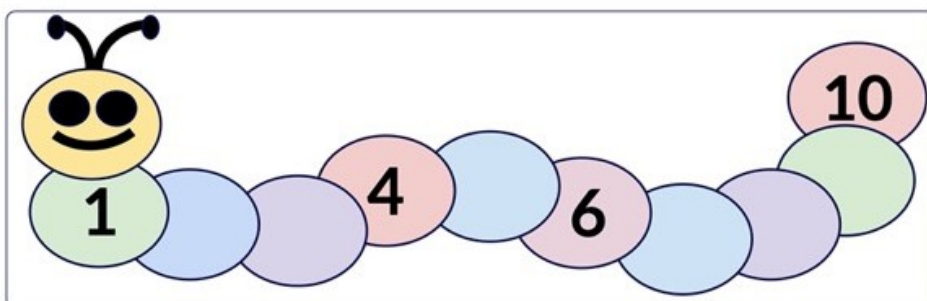
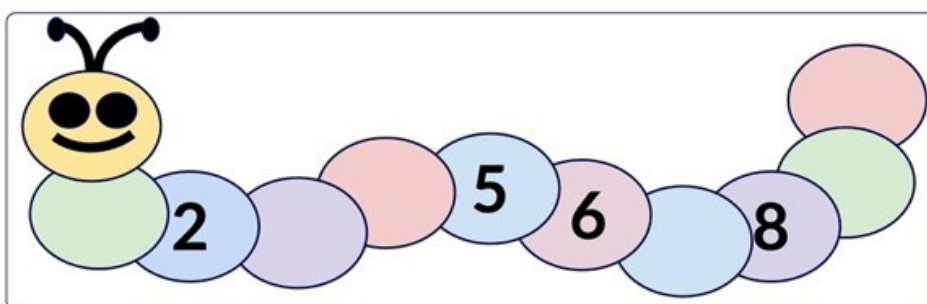
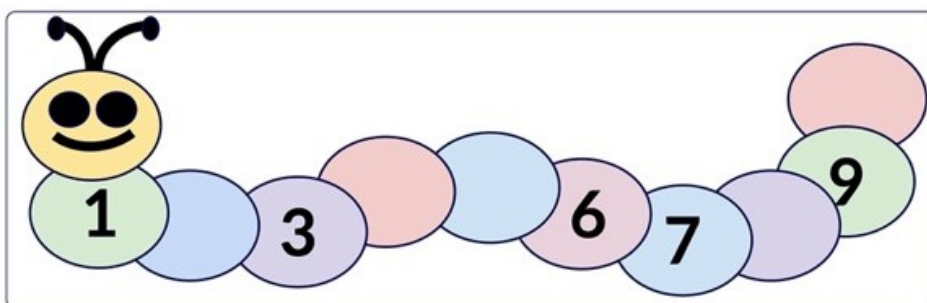



- ❖ Complete the pages in Maths Workbook and Maths Magic book according to the syllabus.
- ❖ Make a Ludo using cardboard.
- ❖ Complete these worksheets.

Worksheet-1

Number Sequence

Fill in the missing numbers to complete the number sequence.

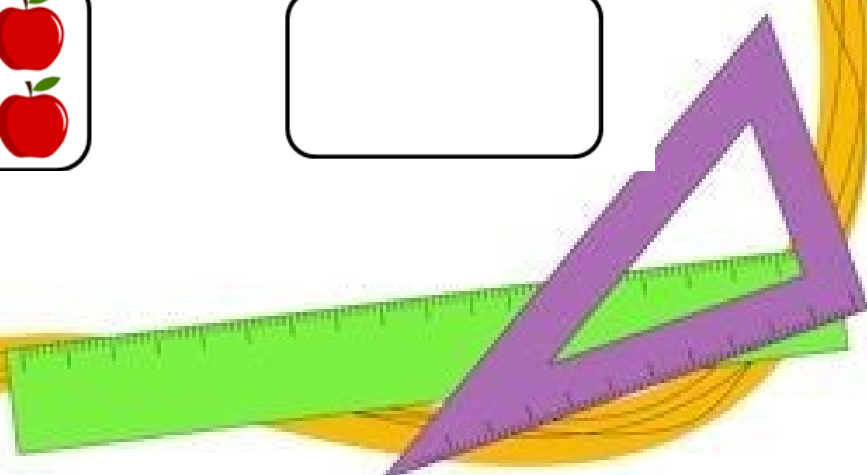











Worksheet-2

Number Names

Count and write the number names.





Worksheet-3

Tens and Ones

Write down how many **tens** and **ones** are in each number.

12	Tens	Ones
	1	2

38	Tens	Ones

50	Tens	Ones

19	Tens	Ones

13	Tens	Ones

42	Tens	Ones

20	Tens	Ones

10	Tens	Ones

18	Tens	Ones

24	Tens	Ones

21	Tens	Ones

31	Tens	Ones

28	Tens	Ones

39	Tens	Ones

78	Tens	Ones

17	Tens	Ones

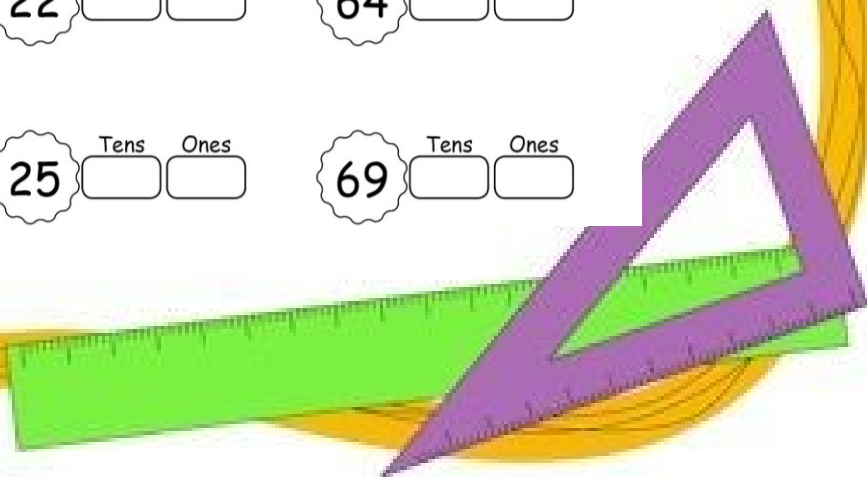

22	Tens	Ones


64	Tens	Ones

33	Tens	Ones

25	Tens	Ones

69	Tens	Ones

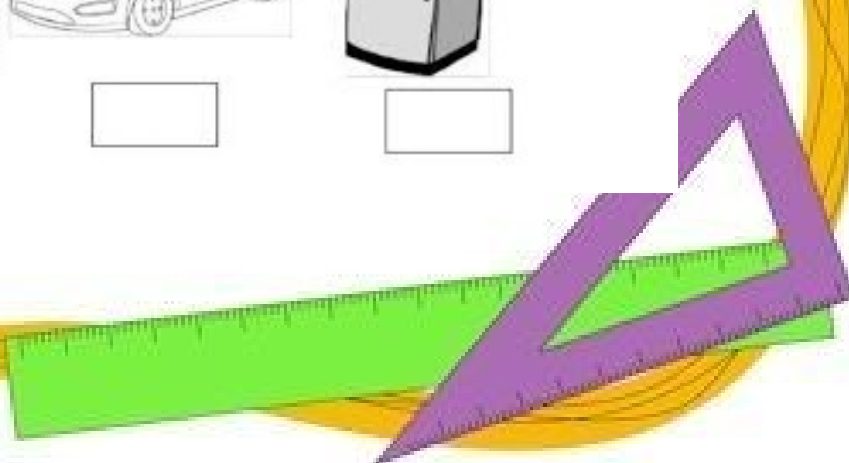



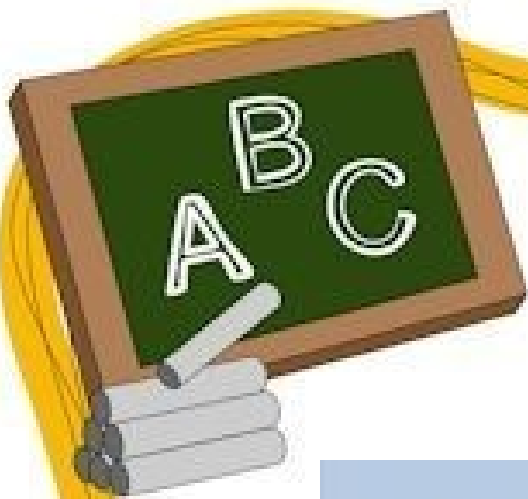


COMPUTER

Use A3 size sheet for computer holiday home work, Draw or paste computer parts in A3 size sheet

Q. Write 'E' if the machine runs on electricity, 'F' if the machine runs on fuel and 'H' if the machine runs on human power.





Uses of Computer

Match the following:-



Solving Sums



Playing games





Drawing and colouring

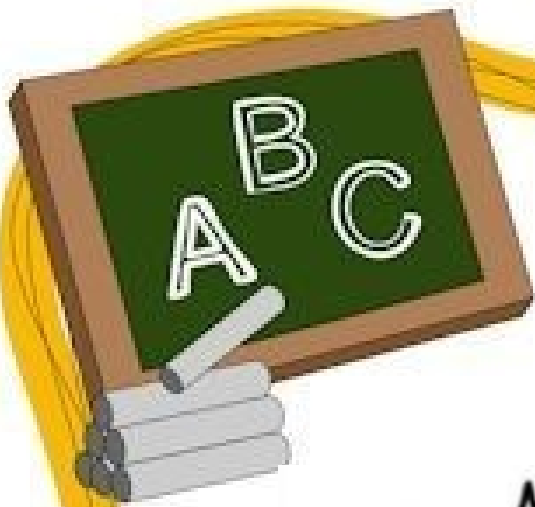


Typing a document



Listening music





Matching - Computer Parts

Directions: Identify and match each computer term.



1.



2.



3.



4.




5.



6.

A. Keyboard 

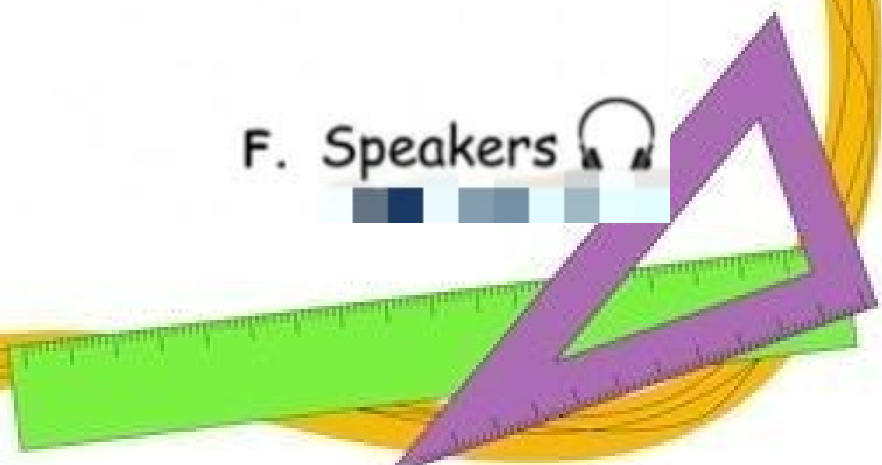
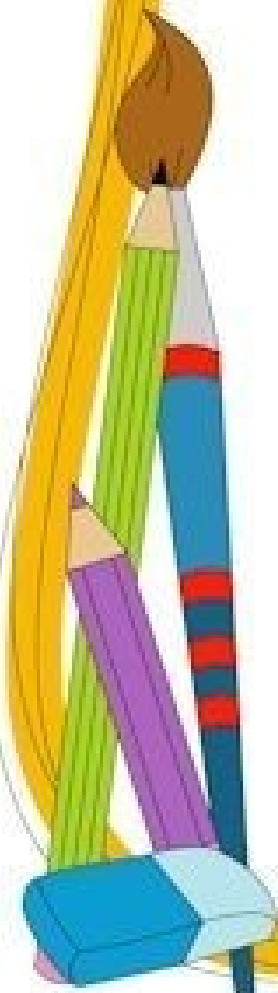
B. Monitor 

C. Printer 

D. CPU 

E. Mouse 

F. Speakers 



EVS

Suggested Activities

- Exercise daily to keep yourself healthy and Fit.
- Make any outdoor activity your hobby.(for example: skating, football, swimming, cricket etc)
- Do yoga or any other form of healthy activity in the vacation
- Plant one tree



1. Know About Me

All About Me

My first name is _____
My last name is _____



My birthday is on: _____

I am a:

girl
boy


I am _____ years old.




My mummy's name is _____
My daddy's name is _____

My telephone number is: _____

I live 



The name of my school is: _____



My favourite colour is: _____



My favourite food is: _____

Worksheet created by Dwynette Aniskha Phillips



2. Book Mark Making

Make a beautiful bookmark using any of the two sense organs on a (10/ 3cm) Pastel sheet

3. Let's make a Family Tree

Instructions are as follows

- Take an old bowl and fill it with mud.
- Now fix a twig or a branch of tree on it
- Draw and cut different colourful flower (you can A4 size sheet/ glitter sheets.)
- Paste the pictures of your family members on those flowers.
- You can be creative and can paste the 2-3 pictures of different birds as well.



4. Healthy Meal plate

Paste the pictures of healthy and unhealthy food items on the paper plate and write their names of healthy and unhealthy food items in the scrap book.



- 
5. Design a beautiful table mat by using A3 size sheet and cover it with plastic sheet.




6. World Environment day

Let's nurture the nature so that we can have a better future. Hurray! it's time to celebrate the world environment day on 5th June. Even a small change can make a huge difference to our world. Are you up for the change challenge?

Challenge:1

Let's colour the given picture and make this world beautiful place to live in and protect our environment by following three R's-Reduce Reuse and Recycle.





Challenge: 2

Lets learn how a plant grows from a seed

- With the help of your parents. Sow a seed in a pot, water daily and observe the changes and write the names of the things which are required by a plant to grow in the scrap book.
- Now Complete the assignment which will provide us knowledge how a plant grows from a seed and paste it in the scrap book.

Name: _____

How to Plant Seeds

Directions: Using the words in the box, fill in the blanks below.

sun water pot soil
seeds hole finger plant


Place some _____  into a _____ .

Make a _____  with your _____ .

Drop some _____  into the _____ .

Cover the _____  with _____ .


Pour _____  into the _____ .

Give your _____  lots of _____ .

Wait for your new _____  to grow!

7. Father's Day is on 21st June. Make your father feel special

- Spend the day with your father
- Play a game
- Read a story with him and watch movie
- Prepare a yummy delight mango shake for your loving dad.
- Make a beauriful thankyou card and decorate it stars, glitters etc.



**Wishing you all happy
Time together!!!**

HAPPY SUMMER VACATIONS
"STAY HOME, STAY SAFE"

